
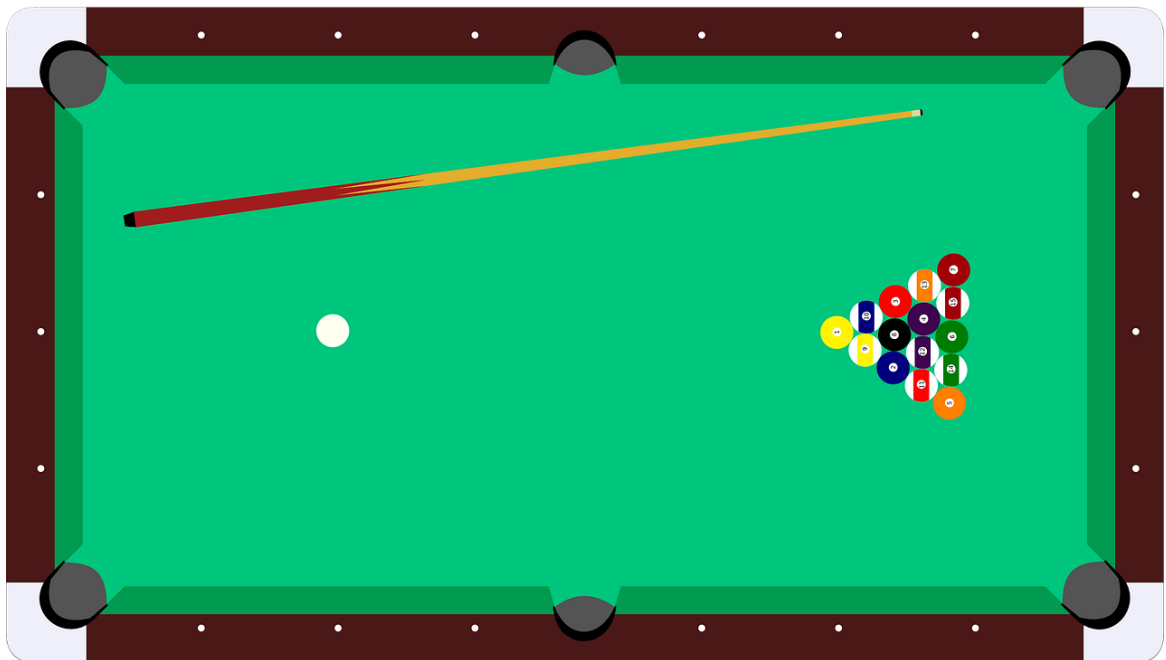


Prénom :

	<h1>LE BILLARD</h1> <p>★ ★</p>
---	--------------------------------

1	2	3	4	5
6	7	8	9	10
11	12	13	14	15
	16	17	18	



COMMENT FAIRE ?

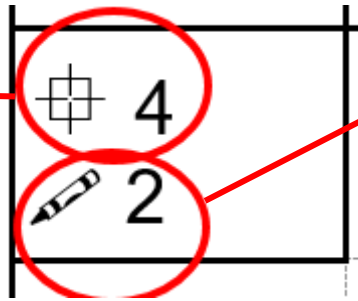
Différentes boules de billard sont présentées sur chaque fiche.

Chaque boule a une valeur.

Il faut que je relie ces boules pour faire un score, de plusieurs manières différentes.




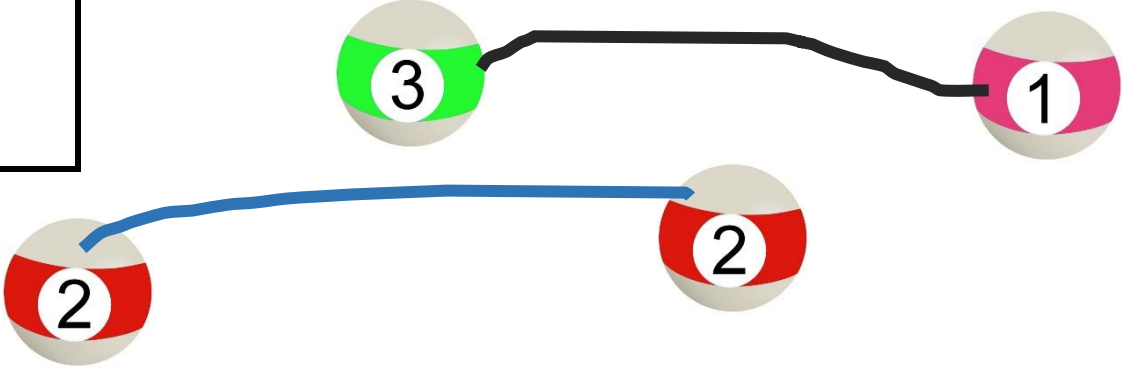
C'est écrit sur la fiche :

Score que je vise :
il faut que je fasse
« 4 » en reliant
plusieurs boules.



Nombre de solutions
différentes
que je dois trouver.

EXEMPLE :

	LE BILLARD ★	1
 4  2		


Pour faire 4, j'ai deux solutions $3 + 1$ ou $2 + 2$.

Je relie chaque solution d'une couleur différente.

ATTENTION




Une boule ne peut servir qu'une fois !

On peut utiliser plusieurs boules !






LE BILLARD ★★

1




LE BILLARD ★★


2



LE BILLARD ★★

3







LE BILLARD ★★

4

11
3



LE BILLARD ★★

5

13
3




LE BILLARD ★★

6

15
3


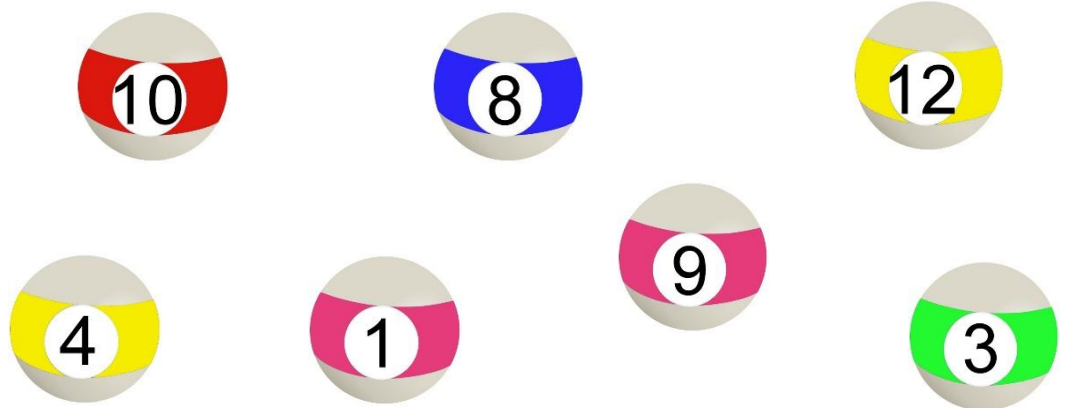




LE BILLARD ★★

7



20
2



LE BILLARD ★★

8


17
3




LE BILLARD ★★

9

18
3


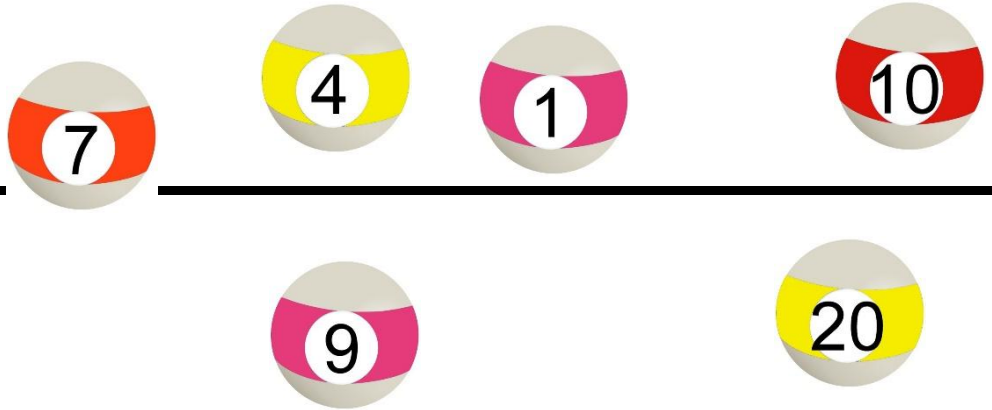




LE BILLARD ★★

10


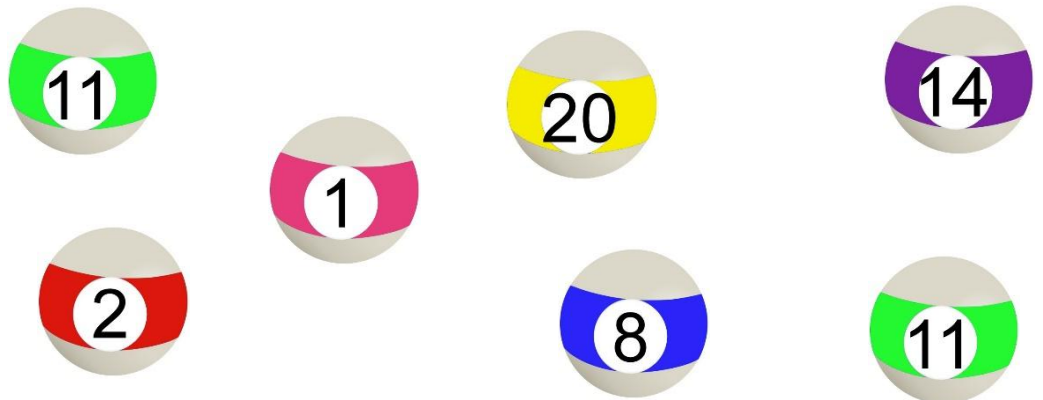
21
3



LE BILLARD ★★

11


22
3




LE BILLARD ★★

12

25
3






LE BILLARD ★★

13


24
2



LE BILLARD ★★

14

27
3




LE BILLARD ★★

15

30
2







LE BILLARD ★★

16


32
3



LE BILLARD ★★

17

35
2



LE BILLARD ★★

18

40
3

